



PowerRoof

屋顶电站产品系列

彩钢瓦屋顶支架

Sheet Metal Rooftop Mounting System

瓦片屋顶支架

Tile Rooftop Mounting System

混凝土屋顶支架

Flat Rooftop Mounting System


自重式屋顶支架

Ballasted Aluminum Mounting System


彩钢瓦屋顶支架 Sheet Metal Rooftop Mounting System



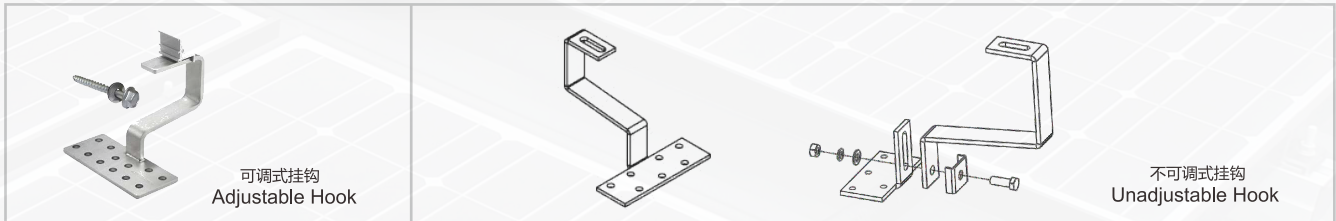
屋面类型 Roof Types	彩钢瓦 Sheet Metal
材料 Material	AL6063-T6 / AL6005-T5
风载 Wind Load	38m/s (可定制 Customizable)
雪载 Snow Load	60cm (可定制 Customizable)



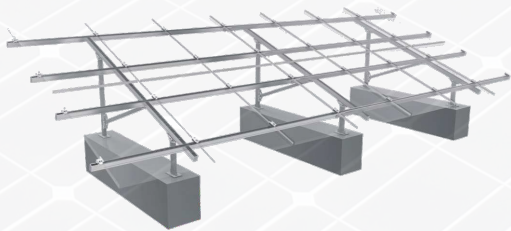
瓦片屋顶支架 Tile Rooftop Mounting System



屋面类型 Roof Types	沥青瓦, 石板瓦等 Asphalt Shingle, Most Tile, and Slate Roofing Material
材料 Material	不锈钢 Stainless Steel
风载 Wind Load	38m/s (可定制 Customizable)
雪载 Snow Load	60cm (可定制 Customizable)



混凝土屋顶支架 Flat Rooftop Mounting System



基础类型 Foundation Types	混凝土块 Concrete Block
材料 Material	碳钢 HDG Steel
风载 Wind Load	38m/s (可定制 Customizable)
雪载 Snow Load	60cm (可定制 Customizable)

自重式屋顶支架 Ballasted Aluminum Mounting System



基础类型 Foundation Types	混凝土块 Concrete Block
材料 Material	AL6063-T6 / AL6005-T5
风载 Wind Load	38m/s (可定制 Customizable)
雪载 Snow Load	60cm (可定制 Customizable)

